



Log Volume

Executive Summary

Nov 30, 2007 06:00 PM to Feb 29, 2008 06:00 PM (Dates GMT -06:00)

Report prepared for LogRhythm Inc on Mar 28, 2008 05:09 PM (GMT)

Copyright 2007 LogRhythm, Inc. All Rights Reserved

Log Volume

Executive Summary

Nov 30, 2007 06:00 PM to Feb 29, 2008 06:00 PM (Dates GMT -06:00)



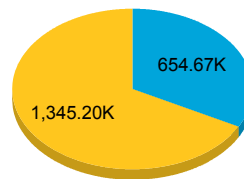
Figures

Logs Collected	The total number of log entries collected	1,999,867	
Logs per day/sec	The average number of log entries collected per day and second	21,977	0.25
Archived Logs	Of the collected logs, the number that were archived.	1,999,867	100.00 %
Identified Logs	Of the collected logs, the number that were identified.	1,345,199	67.26 %
Events Forwarded	Of the collected logs, the number that were forwarded as an event.	475,516	23.78 %
Events per day/sec	The average number of events forwarded per day and second	5,225	0.06

Charts

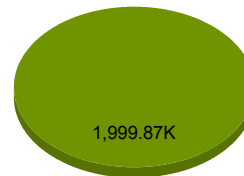
Identified Logs vs Unidentified Logs

■ Unidentified Logs	654.67K	32.7%
■ Identified Logs	1,345.20K	67.3%
Total:	1,999.87K	100.0%



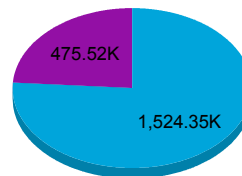
Archived vs Non-Archived Logs

■ Non-Archived Logs	0.00K	0.0%
■ Archived Logs	1,999.87K	100.0%
Total:	1,999.87K	100.0%



Logs vs. Events

■ Non-Event Logs	1,524.35K	76.2%
■ Events	475.52K	23.8%
Total:	1,999.87K	100.0%



Logs & Events per Day

